




Scrappy Hearts with Border  
2 Panels EasyPiecing Grid



 154  101 Squares  
1" finished: 15" x 17"  
1.5" finished: 22" x 25"  
2" finished: 30" x 34"

The black arrow represents the division between the two EasyPiecing Panels. This layout is creating one more square on the 15 square side than is printed on the grid. Place square, iron in place, and use leftover interfacing to reinforce the wrong side of the fabric.

Cut out squares and follow the EasyPiecing Instructions to complete your project!