














Row Quilt for Border Panels















5 Panels One Inch Finished EasyPiecing Border Panels™











1 Inch Finished- Cut 1 1/2" Squares: 36" X 42" before borders

 1/4 yd
  1/4 yd
 
 1/8 yd
  1/8 yd
  1/4 yd
 



 1/8 yd
  1 3/4 yd

SQUARES/HALF SQUARE TRIANGLES

 204
  48
  48
  24
  72
  102
  36
  48
  23
  3
  26
  4
  22
  4

 18
  3
  20
  4
  26
  4
  108
  425

Optional Borders: 1/2 - 1 yard



Ten Sisters
HANDICRAFT

tensisters.com

info.tensisters@gmail.com

See the YouTube videos on TensistersTV

FREE online classes at ImaginewithRileyBlake.com